




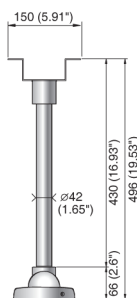


# ●● Mocowania do kamer PTZ

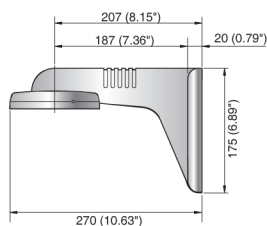
					
	<b>STB-496PPV</b>	<b>STB-270PWW</b>	<b>STB-25PF</b>	<b>STB-30PF</b>	<b>STB-350PPM</b>
<b>Materiały</b>	ALDC 12, SPPS 32 A / SCH 40	ALDC 12, EGI 1,2T	ALDC 12, EGI 1,2T	ALDC 12, EGI 1,2T	SUS
<b>Wymiary (szer. x wys. x głęb.)</b>	150 x 496 mm	270 x 175 x 140 mm	Ø170 x 34,5 mm	Ø126 x 67 mm	680 x 920 mm
<b>Waga</b>	1,8 kg	1,2 kg	410 g	380 g	8 kg
<b>Kolor</b>	Srebrny	Srebrny	Srebrny	Srebrny	Srebrny
<b>Odpowiedni model</b>	STH-380(N)PO STH-370(N)PO/PI STH-360(N)PO	STH-380(N)PO STH-370(N)PO/PI STH-360(N)PO	SNP-3370/3301	STH-380(N)PO STH-370(N)PO/PI STH-360(N)PO STB-25PF	STH-380(N)PO STH-370(N)PO/PI STH-360(N)PO

## Wymiary

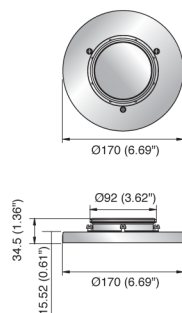
Jednostka : mm



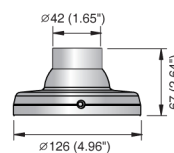
STB-496PPV



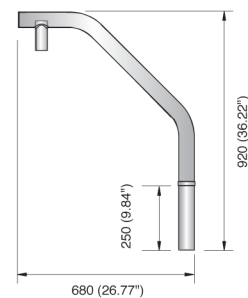
STB-270PWW



STB-25PF



STB-30PF



STB-350PPM